



District Report Card: 2017


State: West Bengal	District: Jalpaiguri
Class: 3	Subject: Language
Schools: 54	Students: 899


Participation/Coverage


Students

GENDER 	Boys		Girls	
	Number	%	Number	%
	381	42.38	518	57.62

AREA 	Rural		Urban	
	Number	%	Number	%
	753	83.76	146	16.24

CATEGORY 	SC		ST		OBC		GEN	
	Number	%	Number	%	Number	%	Number	%
	439	48.83	175	19.47	136	15.13	149	16.57

CWSN 	LD	VI	HI	S&LD	ID	Oth
	0	2	0	2	6	1

Management 	Government		Government-aided	
	Number	%	Number	%
	0	0.00	899	100.00

Average Performance of Students in Language (%)

Overall	Gender		Area		Management		Social Group			
	Male	Female	Rural	Urban	Govt.	Aided	SC	ST	OBC	GEN
59.21	58.41	59.81	57.23	69.45	0.00	59.21	60.68	52.65	58.73	63.04

Performance on Learning Outcomes (LOs)

Learning Outcomes	Description	Average Performance(%)
L304	Reads small texts with comprehension i.e., identifies main ideas, details, sequence and draws conclusions	61.08
L312	Reads printed scripts on the classroom walls: poems, posters, charts etc.	55.48

Range of Performance of Students who Answered Correctly							
Below 30%		30% - 50%		50% - 75%		Above 75%	
Number	%	Number	%	Number	%	Number	%
132	14.68	186	20.69	320	35.60	261	29.03

Lowest Performing Learning Outcomes (LOs)

1 - Reads printed scripts on the classroom walls: poems, posters, charts etc. (55.48)

2 - Reads small texts with comprehension i.e., identifies main ideas, details, sequence and draws conclusions (61.08)